
SBM Internet Banking

User Guide

SBM Bank (Mauritius) Ltd
January 2018

SBM

1.	OVERVIEW AND SUMMARY OF FUNCTIONS.....	3
1.1	Features of the new application	3
1.2	Transaction Support Services	7
1.3	Trade Finance Module.....	7
1.4	General Services- Service Requests.....	7
1.5	How to embark on this new online experience?	8
1.6	Security features of SBM INTERNET BANKING	9
1.7	Data protection while being transmitted to the Bank	9
1.8	Customer Support.....	9
2.	CHANGE PASSWORD.....	10
2.1	Steps to change passwords.	10
3.	FILE UPLOAD	11
4.	ACCOUNTS.....	13
4.1	Accounts Statement (View/Download).....	13
4.2	Current/Savings Accounts - Other functionalities	15
4.3	View/Stop Issued cheques.....	16
5.	TRANSACTIONS.....	18
5.1	Own Account Transfer	18
5.2	Other SBM Transfer.....	21
5.3	Foreign Currency Transfer	24
5.4	Other Local Bank MUR Transfer.....	28
5.5	Initiate Standing Instruction	32
5.6	Standing Instructions (MUR/FCY) – View/Stop/Modify	36
5.7	Own Credit Card Payment	39

6.	TRANSACTION SUPPORT SERVICES	42
6.1	Add Beneficiary	42
7.	TRADE FINANCE	44
8.	GENERAL SERVICES.....	45

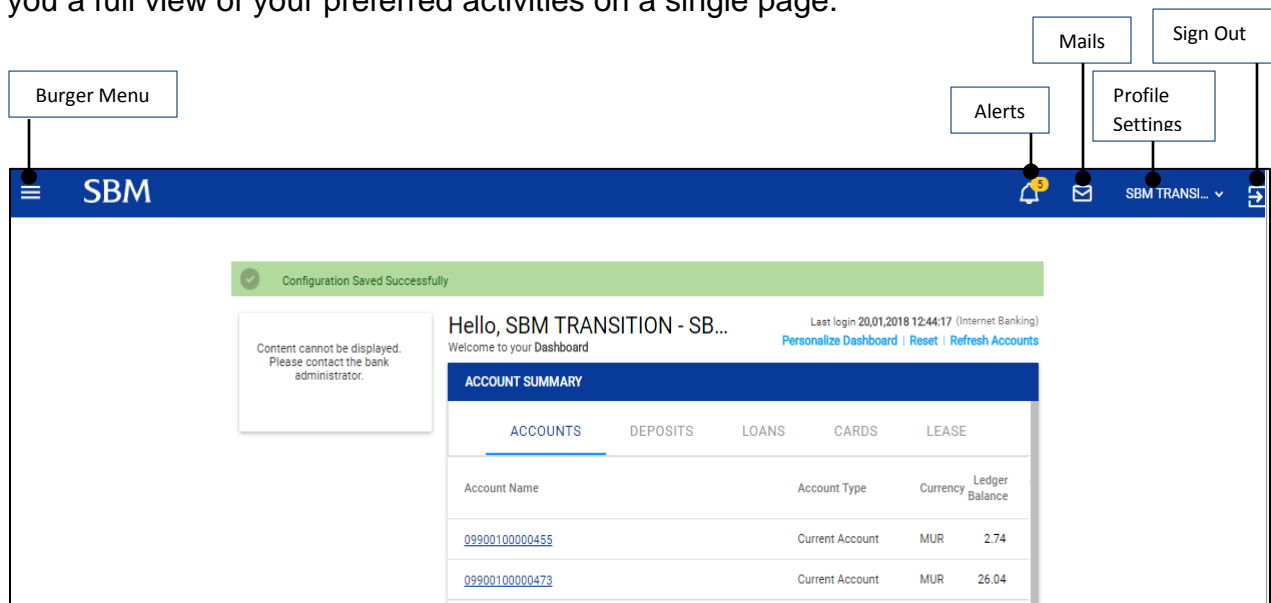
1. Overview and Summary of functions

The SBM Internet Banking platform – SBMNET has been redesigned to offer you a more convenient, friendly and safer online banking experience. While the platform still operates on an online and real time basis, this enhanced version comes with some additional features for your ease of use.

1.1 Features of the new application

Dashboard

Your new internet banking platform is loaded with a customisable dashboard to offer you a full view of your preferred activities on a single page.



Profile Settings

The personal profile menu enables you to change your login/transaction passwords, update your login image and define your preferred activities/accounts for a quicker access.

Burger Menu

The burger menu opens up a side menu with a selection of additional options to allow you to navigate over your accounts, perform a transaction, upload a file and much more.

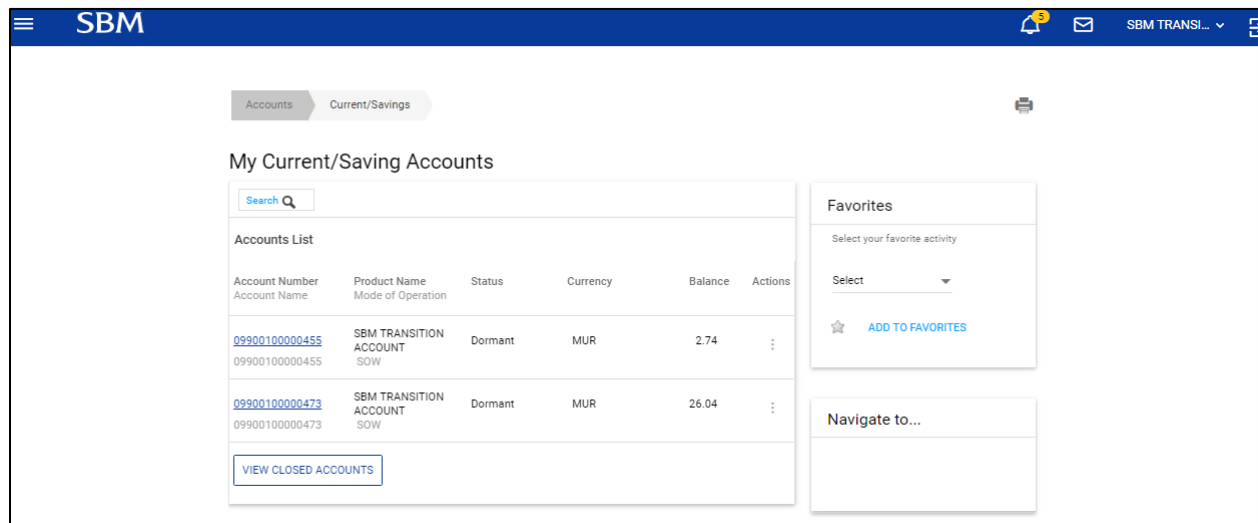
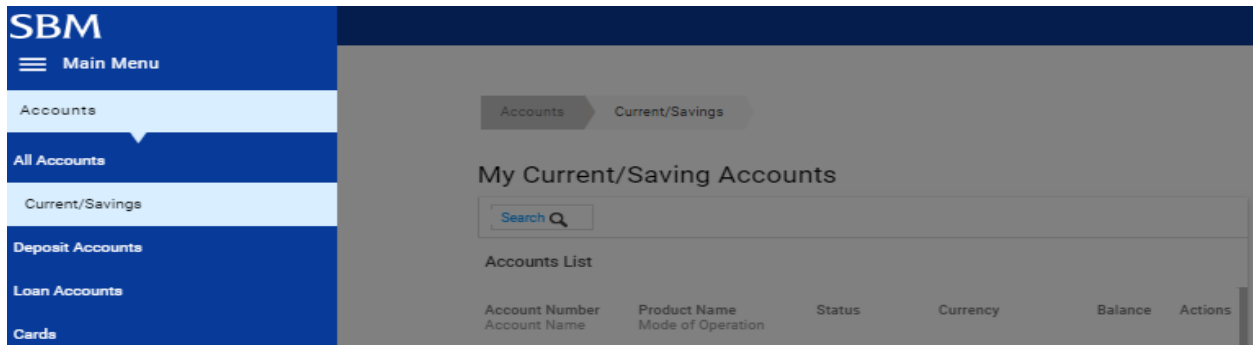
Accounts

The account menu opens up the following sub menus:

- All accounts
- Current /Savings accounts
- Deposit accounts
- Loans accounts
- Cards
- Lease accounts

Below is the path to navigate to your Current/Savings account

Main Menu > All Accounts > Current/Savings accounts > Actions

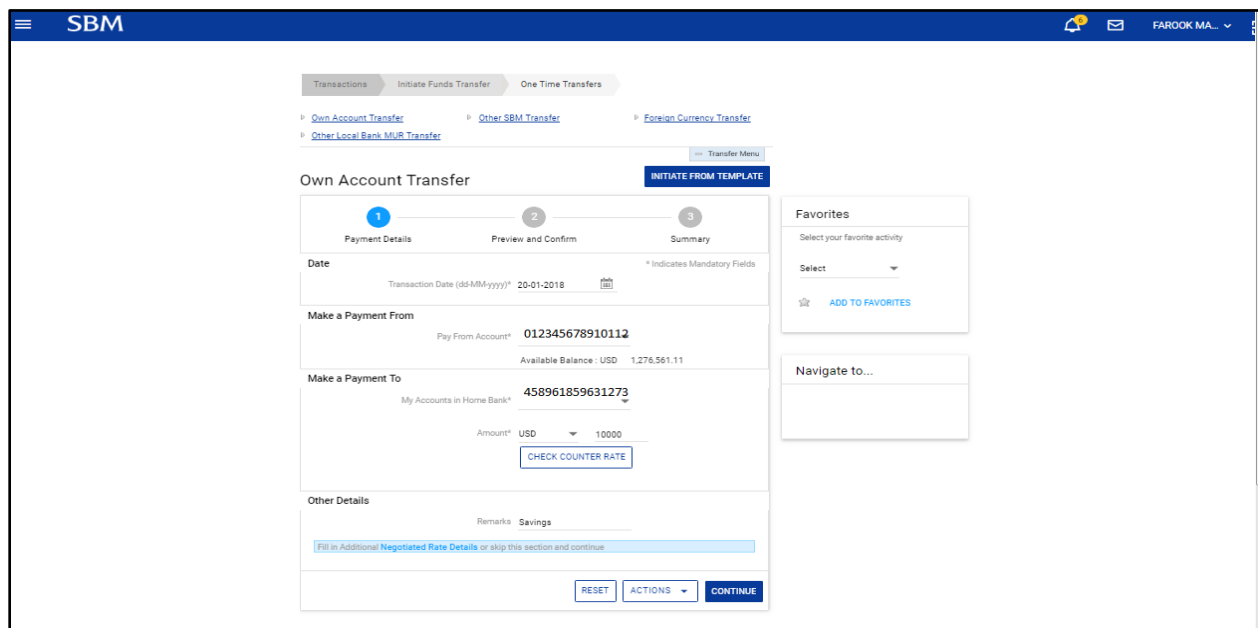
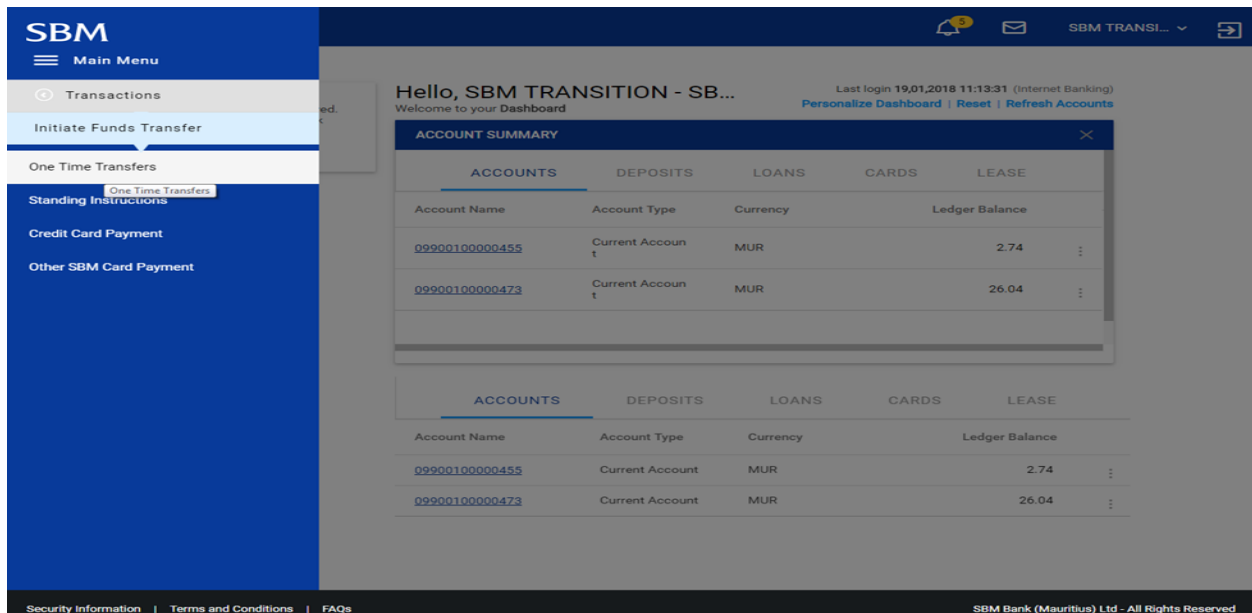


The account statements for each of the above products are downloadable in your preferred format.

Transactions

The Transactions side menu provides an easy way to perform a One Time payment or a Standing order for any of the types of transactions below:

- Own Account Transfer
- Other SBM Transfer
- Foreign Currency Transfer
- Other Local Bank MUR Transfer
- Payment of utility bills
- Credit Card Payment

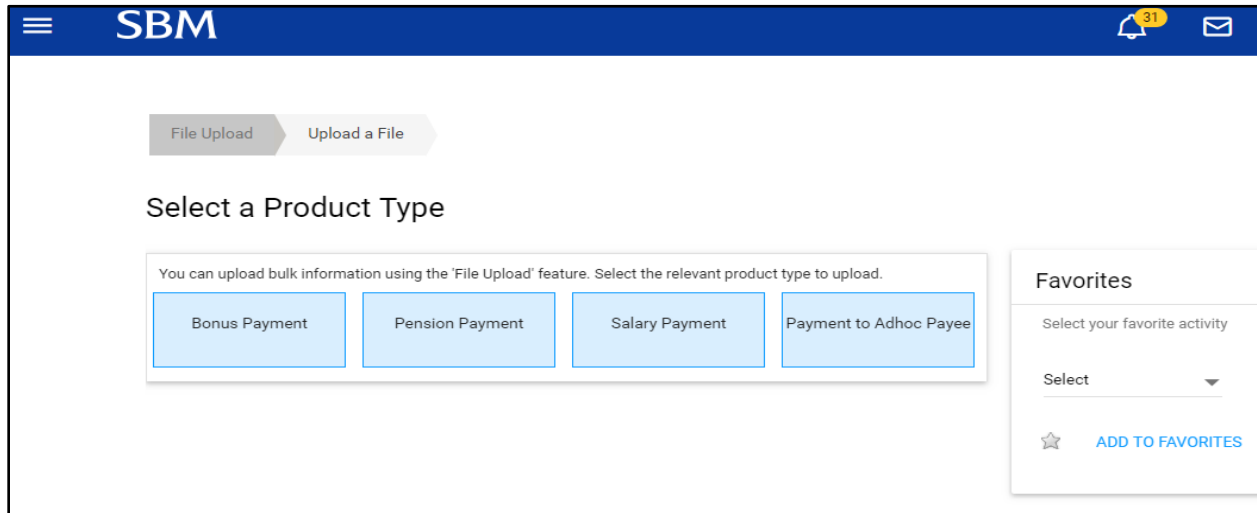


File Upload facility

If you are a corporate user, the SBM Internet Banking platform provides for bulk payments through the File Upload menu.

The following product types are available under this menu:

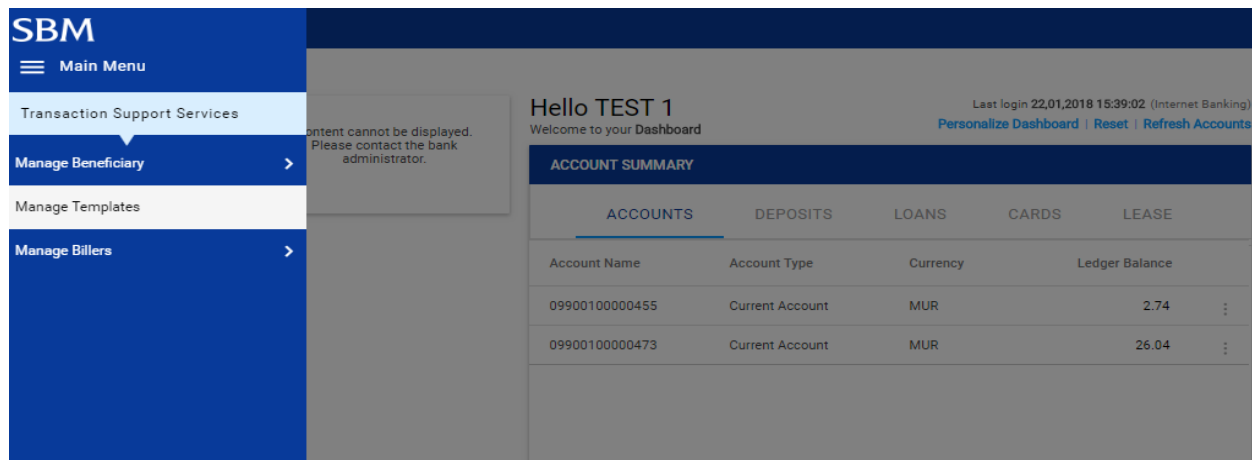
- Bonus Payment
- Pension Payment
- Salary Payment
- Bulk (Adhoc) Payment



1.2 Transaction Support Services

The Transaction Support Services menu is a facilitator tool which allows you to establish payment templates, maintain beneficiaries and manage your billers to ease any kind of future/subsequent remittances. Services under the menu are as follows:

- Manage Beneficiary
- Manage Templates
- Manage Billers



The screenshot displays the SBM internet banking interface. On the left, a blue sidebar contains the 'Main Menu' with 'Transaction Support Services' expanded to show 'Manage Beneficiary', 'Manage Templates', and 'Manage Billers'. The main content area shows a user greeting 'Hello TEST 1' and a 'Welcome to your Dashboard' message. Below this is an 'ACCOUNT SUMMARY' section with a table of accounts. A warning message is visible: 'Content cannot be displayed. Please contact the bank administrator.'

ACCOUNT SUMMARY				
ACCOUNTS	DEPOSITS	LOANS	CARDS	LEASE
Account Name	Account Type	Currency	Ledger Balance	
09900100000455	Current Account	MUR	2.74	⋮
09900100000473	Current Account	MUR	26.04	⋮

1.3 Trade Finance Module

The Trade Finance module allows users to view all Trade Finance products that the company maintains with the Bank.

The services available are:

- View Import and Export bills.
- View Import and Export Letters of credit.
- View Outstanding Summary of all Trade products.

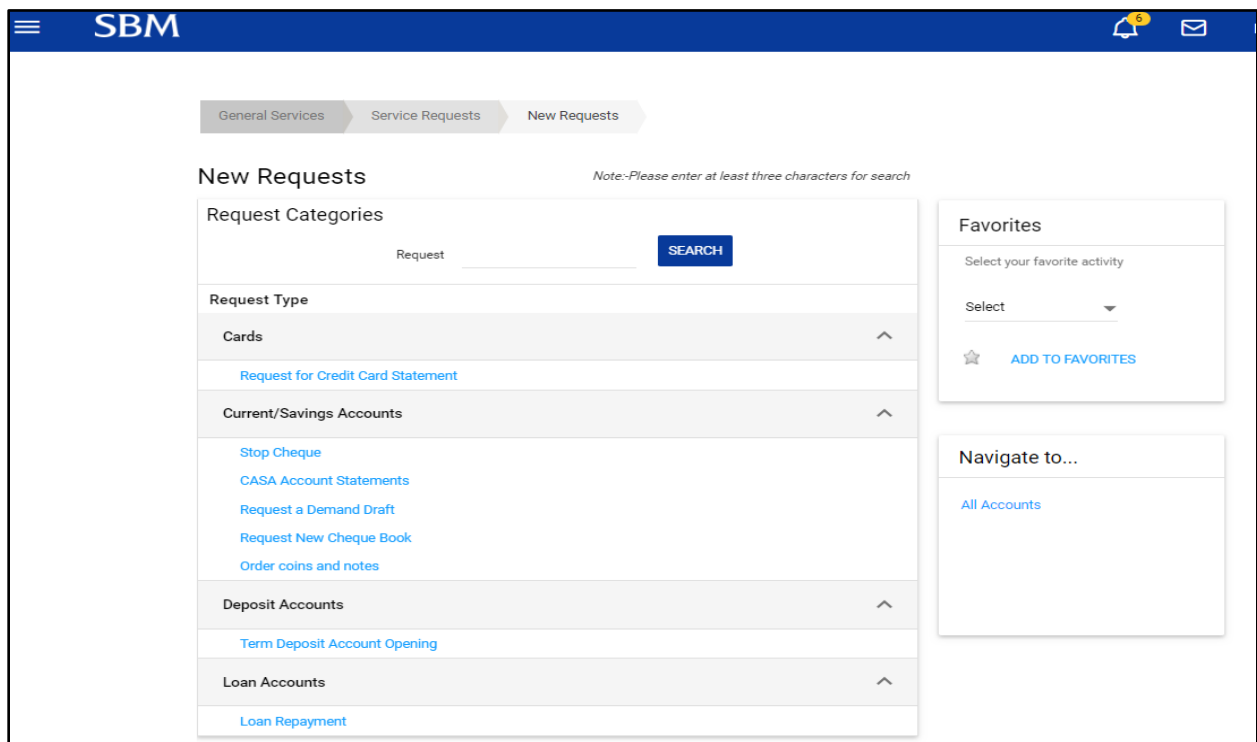
The path for navigating to the Trade Finance module is as follows:

Main Menu > More > Trade Finance

1.4 General Services- Service Requests

This module allows you to perform a wide range of online service request including:

- Credit card statement
- Stop cheque
- Current account statement
- Request for Demand Draft
- New Cheque book
- Open Term Deposit
- Loan repayment



1.5 How to embark on this new online experience?

The user's access to the company's accounts is granted by the Bank as per your company's policy. User's rights to payments initiation and approval are defined as per the corporate client's requirements.

Corporates managing different companies having accounts with SBM can access all their accounts with one log ID instead of various IDs for each individual company.

The application can be accessed via the www.sbmgroup.mu over any of the following web browsers:

- Internet Explorer
- Netscape - versions
- Google Chrome
- Mozilla Firefox
- Safari

No special software is required to access Internet Banking.

1.6 Security features of SBM INTERNET BANKING

At SBM, we are committed to make your online banking experience as secure as possible. We have adopted several measures and security standards to enhance the security of your funds and protection of your account. SBM uses 256-bit SSL (Secure Sockets Layer) encryption which is the highest level of encryption for information currently available for internet banking. Moreover, each user has a unique User ID and passwords (login and Transaction passwords).

As an additional security measure, you will automatically be logged out if your session remains inactive for 15 minutes. You should always close your Internet Banking session when you have finished.

For more info on security tips please click on

http://www.sbmgroup.mu/downloads/products/sbmnet_security_tips.pdf

1.7 Data protection while being transmitted to the Bank

SBM Bank (Mauritius) Ltd. uses Secured Sockets Layer (SSL) for secured transmissions. SSL applies encryption between two communicating applications, such as your PC and our Internet server. When your data is transmitted over the Internet, it is encrypted at the sending end and then decrypted at the receiving end. We use 256-bit encryption, since this is the best technology available currently on the market.

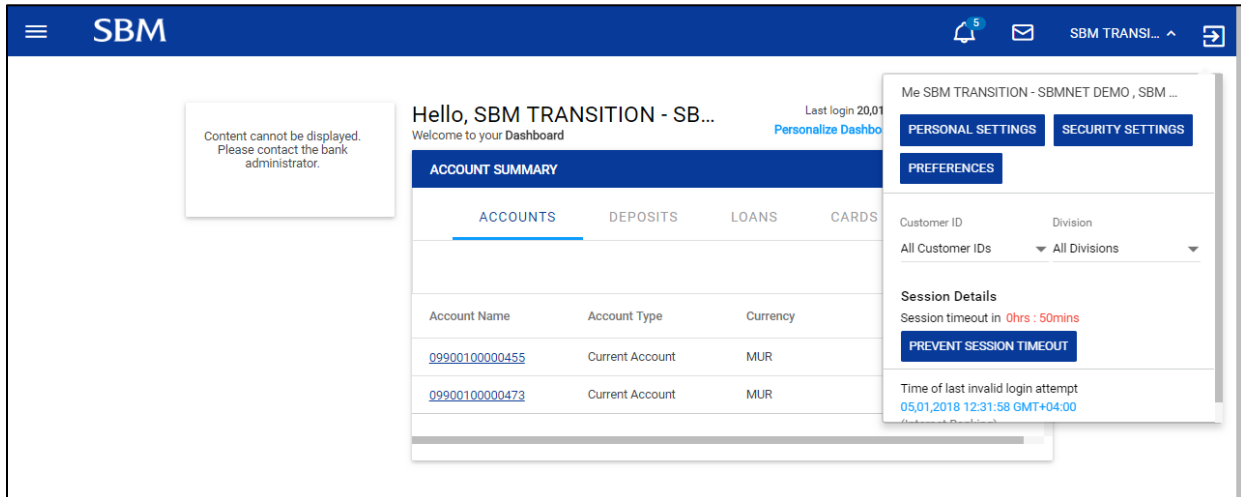
1.8 Customer Support

For any query and support, please phone our Internet Support Department on +230 2023472 or +230 2021476.

2. Change Password

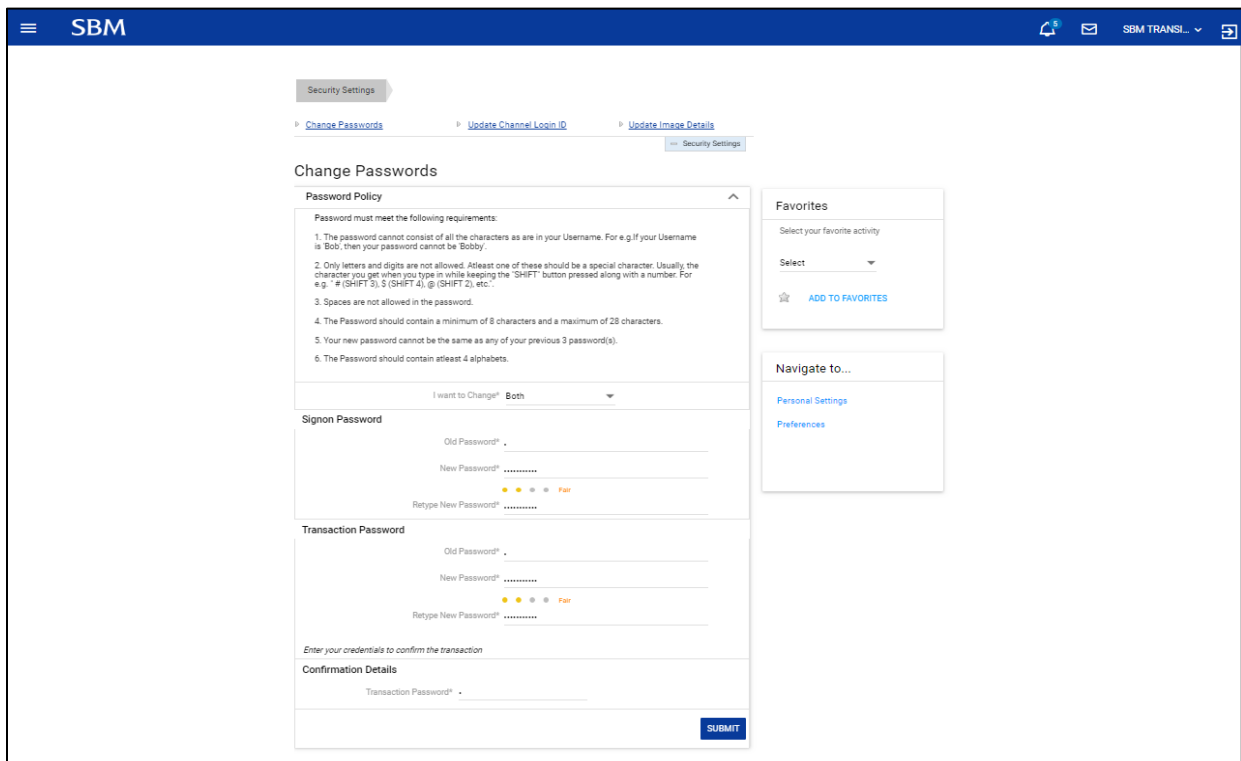
2.1 Steps to change passwords.

1. Log in Internet Banking>Click on My Profile>Security Settings.



Users may change both Login and Transaction passwords or either one of them. All changes have to be validated with your current/existing Transaction password.

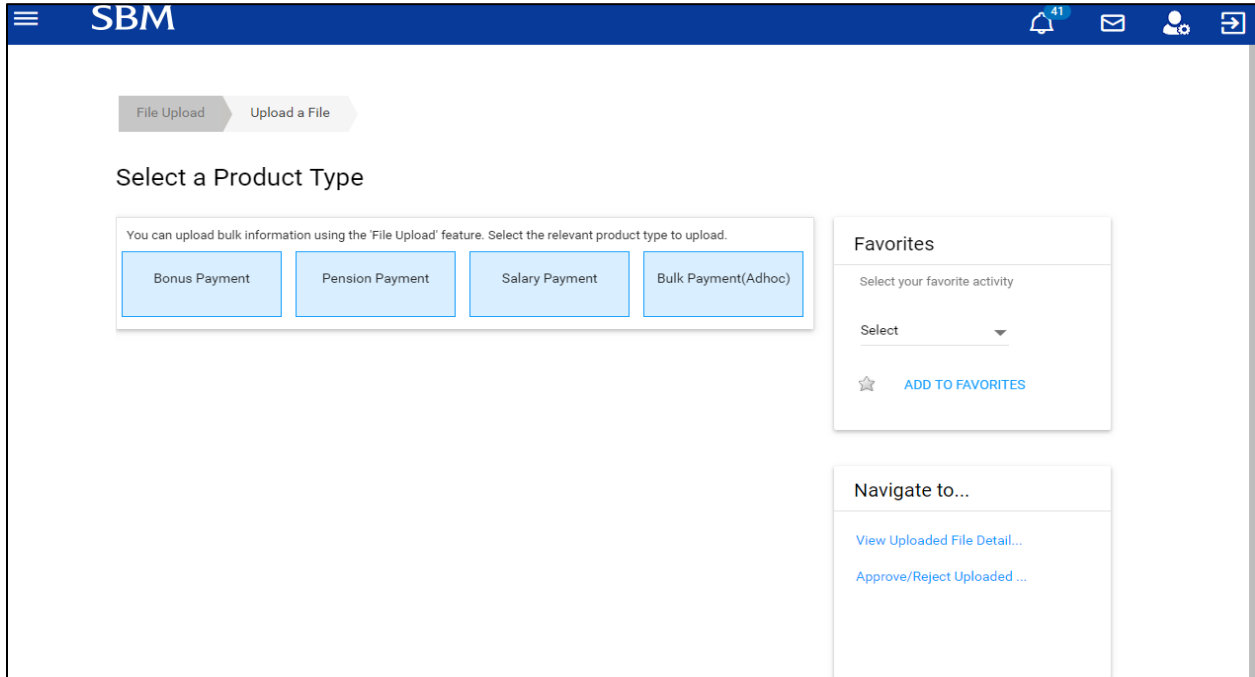
Please read all the password policies before changing your passwords.



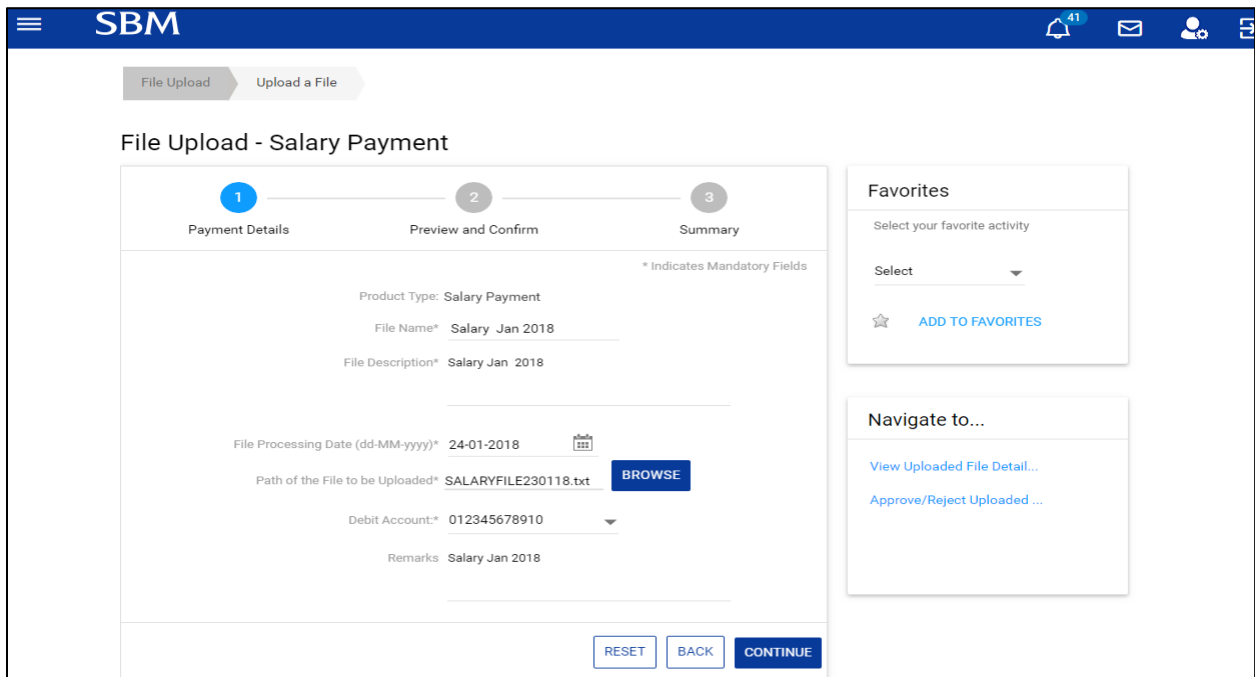
3. File Upload

1. Main Menu>File Upload>Upload a file
2. Select a product type from below options.

Note: Special characters are not allowed in any file.



3. Fill in the details, attach the Text file and click on 'Continue' button.



4. Input your Transaction password and click on 'Submit'.

The screenshot shows the SBM 'Preview Confirmation Page' for a file upload transaction. The page is titled 'Preview Confirmation Page' and includes a progress indicator with three steps: 1. Payment Details (completed), 2. Preview and Confirm (current step), and 3. Summary. Two green checkmarks indicate successful file attachment and a valid value date for payment (24-01-2018 00:00:00).

File Upload Details

Product Type: Salary Payment	File Name: Test
File Description: test	Total Amount: MUR 270.06
File Processing Date (dd-MM-yyyy): 24-01-2018	Path of the File to be Uploaded: SALARYFILE230118lienB.txt
Remarks:	
Total Number of Records in file: 6	

Additional Details

Rule ID	Authority	Follow Hierarchy
24512	1 Approver Role 1	No

Select Approver

Select User: **LOOKUP**

Remarks:

Enter your credentials to confirm the transaction

Confirmation Details

Transaction Password*

Navigation and Favorites

Favorites

Select your favorite activity

Select

[ADD TO FAVORITES](#)

Navigate to...

[View Uploaded File Detail...](#)

[Approve/Reject Uploaded ...](#)

Security Information | Terms and Conditions | FAQs

SBM Bank (Mauritius) Ltd. - All Rights Reserved

4. Accounts

4.1 Accounts Statement (View/Download)

1. Go to Main menu>Accounts
2. Select Current/Savings - to view account details and generate statements
3. Click on the Account Number to view the account statement or the 'Actions' button and select 'View Transaction History'

The screenshot displays the SBM Bank web interface. At the top, there is a blue header with the SBM logo, a notification bell with a '5' badge, an envelope icon, and the text 'SBM TRANSI...' with a dropdown arrow. Below the header, there are two tabs: 'Accounts' and 'Current/Savings', with 'Current/Savings' being the active tab. A printer icon is visible in the top right corner.

The main content area is titled 'My Current/Saving Accounts'. It features a search bar with a magnifying glass icon. Below the search bar is an 'Accounts List' table with the following columns: Account Number, Product Name, Status, Currency, Balance, and Actions. The table contains two rows of account information:

Account Number	Product Name	Status	Currency	Balance	Actions
09900100000455 09900100000455	SBM TRANSITION ACCOUNT SOW	Dormant	MUR	2.74	⋮
09900100000473 09900100000473	SBM TRANSITION ACCOUNT SOW				⋮

A dropdown menu is open over the first row, showing the following options: 'View Transaction History', 'View clearing instruments', 'View or stop issued cheq...', 'Inquire on lien', 'View Mini Statement', 'Inquire on Temporary Ov...', and 'Request cheque book'. Below the table is a button labeled 'VIEW CLOSED ACCOUNTS'.

On the right side of the interface, there are three panels: 'Favorites' with a 'Select your favorite activity' dropdown and an 'ADD TO FAVORITES' button; 'Navigate to...' with a link 'Open an Operative Account'; and 'Latest Statement' with a date range '20,12,2017 - 19,01,2018' and a 'Download Statement' button.

At the bottom of the page, there is a footer with links for 'Security Information', 'Terms and Conditions', and 'FAQs', and the text 'SBM Bank (Mauritius) Ltd - All Rights Reserved'.

4. Click on the 'Search Transactions' Button to define the period for which you want the statement to be generated

- To download statement, click on the 'Download Details As' button, select the file format and click on 'OK'.

Account Details

09900100000473(MUR) BACK

General Details

Number: 09900100000473
 IBAN:
 Status: Dormant
 Currency: MUR
 Branch: OPERATIONS CENTER(OPC)
 Debit Accrued Interest: 0.00%

Name: 1536455
 Type: Current Account
 Open Date: 28,11,2007
 Credit Accrued Interest: 0.00%

Balance Details

Available Balance: MUR 26.04
 Ledger Balance: MUR 26.04
 Unclear Balance: MUR 0.00
 Float Balance: MUR 0.00

Effective Available Balance: MUR 26.04
 Lien Balance: MUR 0.00

More Details ▼

Search Transactions Q Choose Statement Select GO

Favorites
 Select your favorite activity
 Select ▼
 ☆ [ADD TO FAVORITES](#)

Navigate to...
[Open an Operative Account](#)

Latest Statement
 20,12,2017 - 19,01,2018
[Download Statement](#)

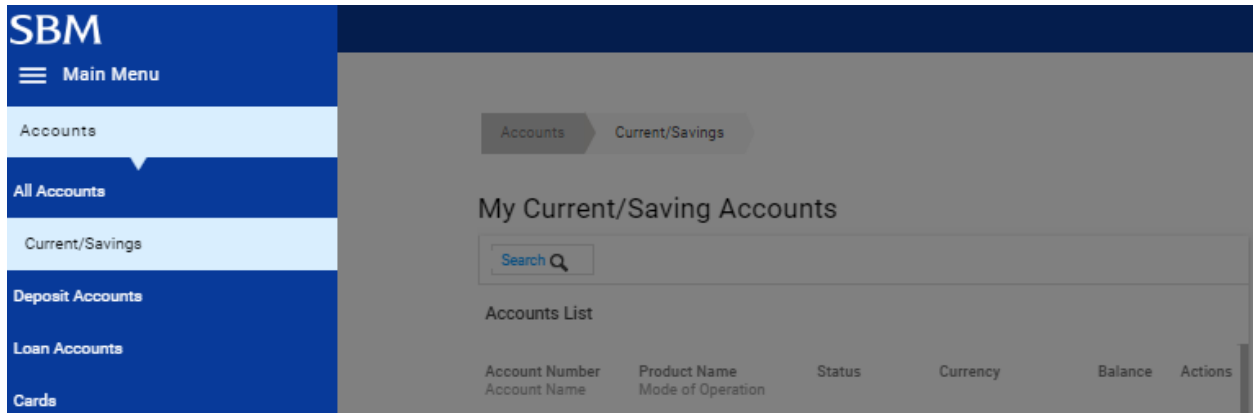
Transaction Date	Remarks	Branch Code	Debit Amount	Credit Amount	Balance
Instrument ID	Value Date				
14-12-2017	12-01-2018	INTERNET BANKING	30.06		1,276,571.11
14-12-2017	12-01-2018	INTERNET BANKING	29.15		1,276,601.17
14-12-2017	asss 11-01-2018	INTERNET BANKING	29.15		1,276,630.32
14-12-2017	Dr for PORD Payment :000000002579 14-12-2017	OPERATIONS CENTER(OPC)	34,300.00		1,276,659.47
14-12-2017	Charges for PORD Customer Payment :000000002579 14-12-2017	INTERNET BANKING	2.19		1,310,959.47

Page Number GO Rows per page: 5 ▼ 1 - 5 of 6 < >

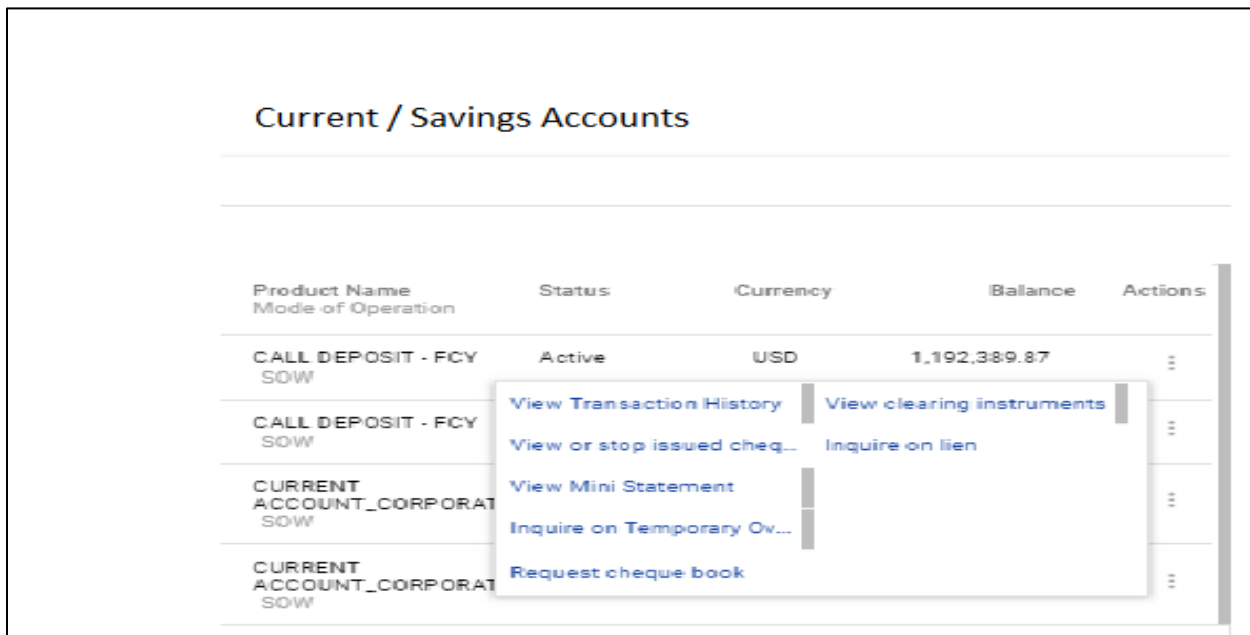
Download Details As PDF file ▼ OK

4.2 Current/Savings Accounts - Other functionalities

1. Go to Main Menu > All Accounts > Current/Savings accounts > Actions

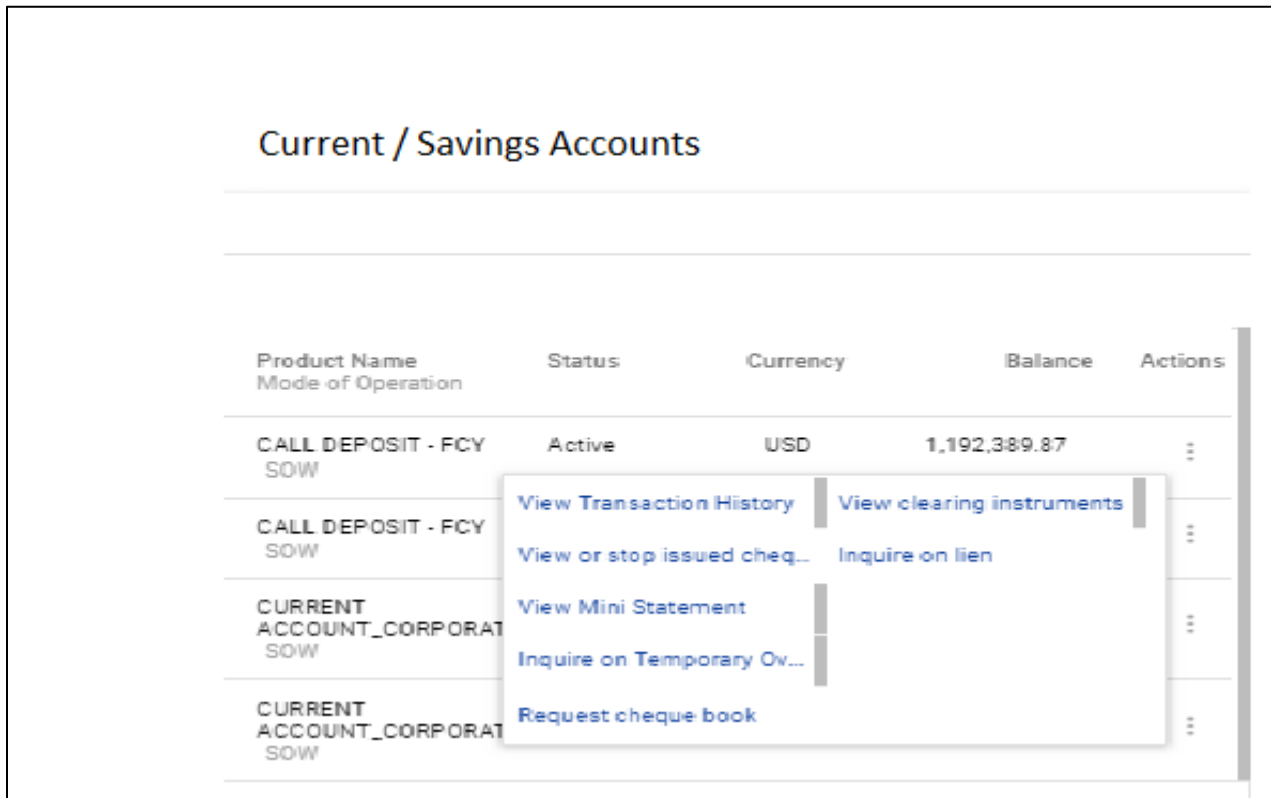
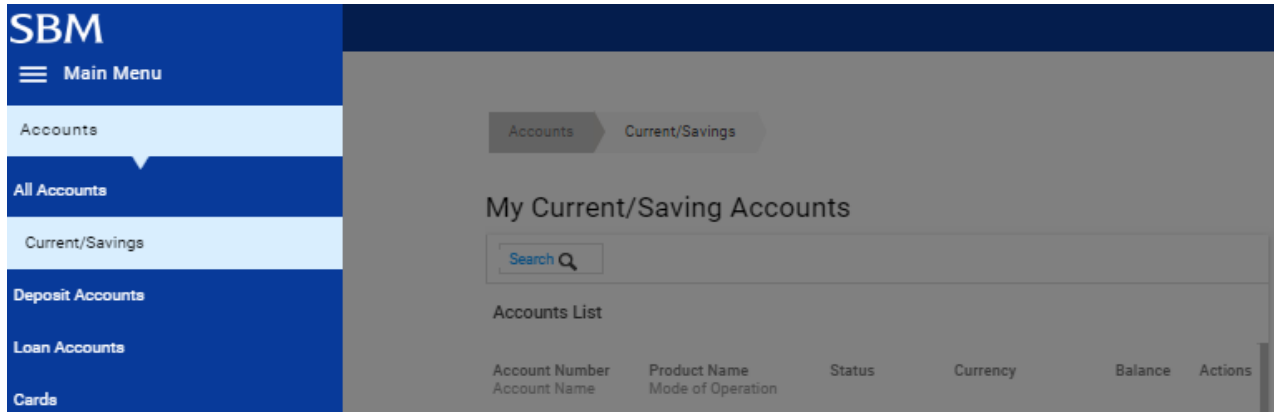


2. Select required option from list as displayed in below screenshot.



4.3 View/Stop Issued cheques

1. Go to Main Menu > All Accounts > Current/Savings accounts > Actions > View/Stop Issued Cheque



2. Select option either by date or by Issued cheque number



3. Click on 'Search' and details will be displayed accordingly

Accounts > Current/Savings

View or Stop Issued Cheques


Search Criteria

Query on Cheque Book

From Date (dd-MM-yyyy) 01-01-2017  To Date (dd-MM-yyyy) 31-12-2017 

Query on Issued Cheques
(Query on 1 or more Criteria)

Cheque Number From _____ Cheque Number To _____

Cheque Status All 

[BACK](#) [CLEAR](#) [SEARCH](#)

5. Transactions

5.1 Own Account Transfer

1. Go to Main menu>Transactions>Initiate Funds Transfer>One Time Transfers>Own Account Transfer.

SBM

□ Transactions > Initiate Funds Transfer > One Time Transfers

▶ [Own Account Transfer](#) ▶ [Other SBM Transfer](#) ▶ [Foreign Currency Transfer](#)
▶ [Other Local Bank MUR Transfer](#)

— Transfer Menu

Own Account Transfer

INITIATE FROM TEMPLATE

1 ————— 2 ————— 3
Payment Details Preview and Confirm Summary

Date * Indicates Mandatory Fields
Transaction Date (dd,MM,yyyy)* 19,01,2018

Make a Payment From
Pay From Account* Select ▼

Make a Payment To
Beneficiary Type* Select ▼
Amount* MUR ▼
CHECK COUNTER RATE

Other Details

2. Select the Debit and Credit a/c Nos from the drop down lists, input the transfer amount and click on 'Continue'.

SBM

Own Account Transfer

INITIATE FROM TEMPLATE

1 Payment Details 2 Preview and Confirm 3 Summary

Date Transaction Date (dd-MM-yyyy)* 19-01-2018 * Indicates Mandatory Fields

Make a Payment From Pay From Account* 61026200013663 Available Balance : EUR 51,931.93

Make a Payment To My Accounts in Home Bank* 61030100044543

Amount* EUR 1000 CHECK COUNTER RATE

Other Details Remarks

Fill in Additional [Negotiated Rate Details](#) or skip this section and continue

RESET ACTIONS CONTINUE

Favorites Select your favorite activity Select ADD TO FAVORITES

Navigate to...

BIG SAVINGS LOAN AGAINST PROPERTY Get this deal today!

3. Input your Transaction password and click on 'Submit'.

SBM

Transactions Initiate Funds Transfer One Time Transfers

Own Account Transfer Other SBM Transfer Foreign Currency Transfer

Other Local Bank MUR Transfer

Transfer Menu

Own Account Transfer - Preview

1 Payment Details 2 Preview and Confirm 3 Summary

Confirm the details before submission

General Transaction Details

Transaction Type: My Own SBM Account	Pay From Account: 12345678910126
Beneficiary Type: To Account	Pay to Account: 01235678911345
Amount: EUR 1,000.00	Frequency Type: One Time
Payment Date (dd-MM-yyyy): 19-01-2018	
Remarks:	

Amount & Frequency Details

Total Amount: EUR 1,000.00
Transaction Currency: EUR

Additional Details Remarks

BACK TO EDIT

Enter your credentials to confirm the transaction

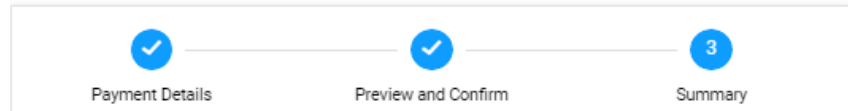


- Own Account Transfer
- Other SBM Transfer
- Foreign Currency Transfer
- Other Local Bank MUR Transfer

Transfer Menu

Own Account Transfer - Confirmation

Transaction with reference id 568409 submitted successfully for processing.



Payment Details

General Transaction Details

Reference ID: 568409	Transaction Type: My Own SBM Account
Pay From Account: 12345678910126	Beneficiary Type: To Account
Pay to Account: 01235678911345	Frequency Type: One Time
Amount: EUR 1,000.00	
Payment Date (dd-MM-yyyy): 19-01-2018	
Remarks:	
Transaction Status: Sent For Processing	

Amount & Frequency Details

Total Amount: EUR 1,000.00
Transaction Currency: EUR

Download:

5.2 Other SBM Transfer

1. Main menu>Transactions>Initiate Funds Transfer>One Time Transfers> Other SBM Transfer.

The screenshot shows the 'Other SBM Transfer' form in the SBM system. The breadcrumb trail is: Transactions > Initiate Funds Transfer > One Time Transfers > Other SBM Transfer. The form is titled 'Other SBM Transfer' and has an 'INITIATE FROM TEMPLATE' button. It is divided into three steps: 1. Payment Details, 2. Preview and Confirm, and 3. Summary. The 'Date' field is set to '19-01-2018'. The 'Make a Payment From' section has a 'Pay From Account' dropdown set to 'Select'. The 'Make a Payment To' section has a 'Beneficiary Type' dropdown set to 'Select', an 'Amount' dropdown set to 'MUR', and a 'CHECK COUNTER RATE' button. The 'Other Details' section has a 'Remarks' field. At the bottom, there are 'RESET', 'ACTIONS', and 'CONTINUE' buttons. On the right side, there are 'Favorites' and 'Navigate to...' sections, and a promotional banner for 'BIG SAVINGS' and 'LOAN AGAINST PROPERTY'.

2. Fill in the payment details and click on 'Continue' button to proceed.

Note: No special character is to be used when initiating a transfer

The screenshot shows the 'Other SBM Transfer' form in the SBM system, with the 'Payment Details' step completed. The breadcrumb trail is: Transactions > Initiate Funds Transfer > One Time Transfers > Other SBM Transfer. The form is titled 'Other SBM Transfer' and has an 'INITIATE FROM TEMPLATE' button. The 'Date' field is set to '19-01-2018'. The 'Make a Payment From' section has a 'Pay From Account' dropdown set to '61030100001904' and an 'Available Balance : MUR 662,933.72' displayed below it. The 'Make a Payment To' section has a 'Beneficiary Type' dropdown set to 'New Beneficiary', a 'Beneficiary Name' field set to 'Test Co Ltd', an 'Account Number' field set to '61030100000070', and an 'International Bank Account Number' field. There are checkboxes for 'Add to Beneficiary List' and 'Add to Beneficiary List'. The 'Amount' dropdown is set to 'MUR' and the value is '15000'. There is a 'CHECK COUNTER RATE' button. The 'Other Details' section has a 'Remarks' field set to 'Import'. At the bottom, there are 'RESET', 'SAVE', and 'CONTINUE' buttons. On the right side, there are 'Favorites' and 'Navigate to...' sections, and a promotional banner for 'BIG SAVINGS' and 'LOAN AGAINST PROPERTY'.

3. Input your Transaction password and click on the 'Submit' button.

Transfer Menu

Other SBM Transfer - Preview

✓ ————— 2 ————— 3
Payment Details Preview and Confirm Summary

Confirm the details before submission

General Transaction Details

Transaction Type: Other SBM	Pay From Account: 12345678910126
Beneficiary Type: New Beneficiary	Pay to Account: 0123578911345
Beneficiary Name: Test Co Ltd	Beneficiary Bank Name: STATE BANK OF MAURITIUS LTD
Beneficiary Bank Branch: PORT LOUIS	Bank Identifier: STCBMUMUXXX
Amount: MUR 15,000.00	Frequency Type: One Time
Payment Date (dd-MM-yyyy): 19-01-2018	
Remarks: Import	

Amount & Frequency Details

Total Amount: MUR 15,000.00
Transaction Currency: MUR

[BACK TO EDIT](#)

Additional Details

Remarks _____

Enter your credentials to confirm the transaction

Confirmation Details

Transaction Password* |

g	r	@	z	x	v	-	u	l	d	←
s	k	f	a	i	j	y	q	p	h	.
Shift	_	c	n	o	w	t	b	e	m	
.123									Accept	

[SUBMIT](#)

4. The below confirmation note will be displayed in case of successful transfer

SBM

Transactions Initiate Funds Transfer One Time Transfers

▶ [Own Account Transfer](#) ▶ [Other SBM Transfer](#) ▶ [Foreign Currency Transfer](#)
▶ [Other Local Bank MUR Transfer](#)

Transfer Menu

Other SBM Transfer - Confirmation

Transaction with reference 568420 processed successfully.

✓ ✓ 3

Payment Details Preview and Confirm Summary

Payment Details

General Transaction Details

Reference ID: 568420	Transaction Type: Other SBM
Pay From Account: 12345678910126	Beneficiary Type: New Beneficiary
Pay to Account: 01235678911345	
Beneficiary Name: Test Co Ltd	Beneficiary Bank Name: STATE BANK OF MAURITIUS LTD
Beneficiary Bank Branch: PORT LOUIS	Bank Identifier: STCBMUMUXXX
Amount: MUR 15,000.00	Frequency Type: One Time
Payment Date (dd-MM-yyyy): 19-01-2018	
Remarks: Import	
Transaction Status: Failure	

Amount & Frequency Details

Total Amount: MUR 15,000.00
Transaction Currency: MUR

Download:

5.3 Foreign Currency Transfer

1. Go to Main menu>Transactions>Initiate Funds Transfer>One Time Transfers>Foreign Currency Transfer.

The screenshot shows the SBM (Standard Bank of Mauritius) web interface for initiating a Foreign Currency Transfer. The breadcrumb trail is: Transactions > Initiate Funds Transfer > One Time Transfers > Foreign Currency Transfer. The page title is "Foreign Currency Transfer" with an "INITIATE FROM TEMPLATE" button. The process is divided into three steps: 1. Payment Details, 2. Preview and Confirm, and 3. Summary. The "Date" field is set to "19-01-2018". Under "Make a Payment From", the "Pay From Account" is set to "Select". Under "Make a Payment To", the "Beneficiary Type" is set to "Select" and the "Amount" is set to "MUR". A "CHECK COUNTER RATE" button is visible. The "Additional Beneficiary Details" section includes fields for "Intermediary Bank Search" (with a "LOOKUP" button), "Intermediary Bank Name", "Intermediary Branch", "Address", "City and Zip Code", "Country", and "Bank Clearing Code". On the right side, there are "Favorites" and "Navigate to..." sections, and a promotional banner for "BIG SAVINGS" and "LOAN AGAINST PROPERTY".

2. Click on the 'Lookup' button to select the beneficiary's bank details.
3. Insert the dealer's reference as provided by the Bank for negotiated exchange rate in the Negotiated Rates detail field:

Note: No special character is to be used when initiating a transfer

4. Click on 'Continue' button to proceed.

SBM

Transactions Initiate Funds Transfer One Time Transfers

[Own Account Transfer](#) [Other SBM Transfer](#) [Foreign Currency Transfer](#)
[Other Local Bank MUR Transfer](#)

Transfer Menu

Foreign Currency Transfer

INITIATE FROM TEMPLATE

1 2 3
Payment Details **Preview and Confirm** **Summary**

Date * Indicates Mandatory Fields

Transaction Date (dd-MM-yyyy)* 19-01-2018

Make a Payment From

Pay From Account* 01235678911345

Available Balance : USD 1,276,561.11

Make a Payment To

Beneficiary Type* New Beneficiary

Beneficiary Name* Test Co Ltd

Account Number* 12345678910126

Beneficiary Address (Line 1)* Royal Road Kowloon

Beneficiary Address (Line 2) Hong Kong

Beneficiary Country* HONG KONG

International Bank Account Number

(Please select if IBAN is entered in the Account Number field)

SBM

FAROOK MA...

Beneficiary Bank Address (Line 3)

Beneficiary Bank City*

Beneficiary Bank Zip Code 000000

Beneficiary Bank Country* HONG KONG

Bank/Swift Code

Add to Beneficiary List

Amount* USD 15,000.00

CHECK COUNTER RATE

Additional Beneficiary Details

Intermediary Bank Search **LOOKUP**

Intermediary Bank Name

Intermediary Branch

Address

City and Zip Code

Country

Bank Clearing Code

Other Details

Purpose of Payment*

Charges Paid By* Party receiving funds

Sender's Preferred Correspondent Bank Details

Negotiated rate details

Dealer Reference 001 **GET RATE**

Negotiated Rate 1.00 USD = MUR

RESET SAVE CONTINUE

Security Information | Terms and Conditions | FAQs

SBM Bank (Mauritius) Ltd - All Rights Reserved

5. Insert your Transaction password and click on 'Submit' button.

Foreign Currency Transfer - Preview

✓ ————— 2 ————— 3
Payment Details Preview and Confirm Summary

Confirm the details before submission

General Transaction Details

Transaction Type: Other Local/FCY Payment	Pay From Account: 01235678911345
Beneficiary Type: New Beneficiary	Pay to Account: 12345678910126
Beneficiary Name: Test Co Ltd	Beneficiary Bank Name: PUTNAM CORPORATION SHEUNG WAN
Beneficiary Bank Branch: HONG KONG	Bank Identifier: PCSWHKH1XXX
Amount: USD 15,000.00	Frequency Type: One Time
Payment Date (dd-MM-yyyy): 19-01-2018	Network: SWIFT
Purpose of Payment: Import	Sender's Preferred Correspondent Bank Details:
Charges Paid By: Party receiving funds	

[Charges](#)

Amount & Frequency Details

Total Amount: USD 15,000.00	
Transaction Currency: USD	

Negotiated Rate Details

Negotiated Rate: 1.00 USD Justification 0.00 MUR	Dealer Reference:
--	-------------------

[BACK TO EDIT](#)

Additional Details

Remarks _____

Enter your credentials to confirm the transaction


Confirmation Details


Transaction Password* _____


6. The below confirmation note will be displayed in case of successful transfer

Foreign Currency Transfer - Confirmation

Transaction with reference 568416 submitted successfully to Bank for processing.


Payment Details


Preview and Confirm


Summary

Payment Details

General Transaction Details

Reference ID: 568416 Pay From Account: 01235678911345 Pay to Account: 12345678910126 Beneficiary Name: Test Co Ltd Beneficiary Bank Branch: HONG KONG Amount: USD 15,000.00 Payment Date (dd-MM-yyyy): 19-01-2018 Purpose of Payment: Import Transaction Status: Waiting For RM Approval Charges Paid By: Party receiving funds	Transaction Type: Other Local/FCY Payment Beneficiary Type: New Beneficiary Beneficiary Bank Name: PUTNAM CORPORATION SHEUNG WAN Bank Identifier: PCSWHKH1XXX Frequency Type: One Time Network: SWIFT Sender's Preferred Correspondent Bank Details:
---	--




[Charges](#)

Amount & Frequency Details

Total Amount: USD 15,000.00 Transaction Currency: USD Next Authorizer: SBM BANK (MAURITIUS) LTD	
---	--

Negotiated Rate Details

Negotiated Rate: 1.00 USD Justification 0.00 MUR	Dealer Reference:
--	-------------------

Download:   

5.4 Other Local Bank MUR Transfer

1. Go to Main menu>Transactions>Initiate Funds Transfer>One Time Transfers>Other Local Bank MUR Transfer.

The screenshot shows the SBM web interface for initiating a funds transfer. The breadcrumb trail is: Transactions > Initiate Funds Transfer > One Time Transfers. The main menu includes: Own Account Transfer, Other SBM Transfer, Foreign Currency Transfer, and Other Local Bank MUR Transfer. The current page is titled 'Other Local Bank MUR Transfer' and features a blue 'INITIATE FROM TEMPLATE' button. The form is divided into three steps: 1. Payment Details, 2. Preview and Confirm, and 3. Summary. The 'Payment Details' section includes: Date (Transaction Date (dd-MM-yyyy)* 19-01-2018), Make a Payment From (Network* MACCS, Pay From Account* Select), Make a Payment To (Beneficiary Type* Select, Amount* MUR), and Other Details (Remarks*). A blue banner at the bottom of the form reads: 'Fill in Additional Negotiated Rate Details or skip this section and continue'. At the bottom right of the form are buttons for 'RESET', 'ACTIONS', and 'CONTINUE'. On the right side of the page, there is a 'Favorites' section with a 'Select your favorite activity' dropdown and an 'ADD TO FAVORITES' button. Below that is a 'Navigate to...' section. At the bottom right, there is a promotional banner for 'BIG SAVINGS' and 'LOAN AGAINST PROPERTY' with the text 'Get this deal today!'. The footer of the page contains 'Security Information', 'Terms and Conditions', 'FAQs', and 'SBM Bank (Mauritius) Ltd - All Rights Reserved'.

2. Select either MACCS or Normal and input required payment details.
3. Click on the 'Lookup' button to select the beneficiary's bank details.

SBM Other Local Bank MUR Transfer

Transfer Menu

Other Local Bank MUR Transfer [INITIATE FROM TEMPLATE](#)

1 Payment Details 2 Preview and Confirm 3 Summary

Date * Indicates Mandatory Fields
Transaction Date (dd-MM-yyyy)* 19-01-2018

Make a Payment From
Network* MACSS
Pay From Account* 01235678911345
Available Balance : EUR 50,931.93

Make a Payment To
Beneficiary Type* New Beneficiary
Beneficiary Name* Test Co Ltd
Account Number* 12345678910126
International Bank Account Number
(Please select if IBAN is entered in the Account Number field)
Bank Identifier* [LOOKUP](#)
Add to Beneficiary List
Amount* MUR 10000

Other Details

SBM Other Local Bank MUR Transfer

Transfer Menu

Other Local Bank MUR Transfer [INITIATE FROM TEMPLATE](#)

1 Payment Details 2 Preview and Confirm 3 Summary

Date * Indicates Mandatory Fields
Transaction Date (dd-MM-yyyy)* 19-01-2018

Make a Payment From

Find Bank Details

Search

List of Bank Details

Bank Name Branch	Address City & Zip Code	Country	Network	Bank/Swift Code
ABC BANKING CORPORATION LTD PORT LOUIS	PORT LOUIS,ABC CENTRE .000000	MAURITIUS	MACSS	ABCKMUMJXXX Select
AFRASIA BANK LIMITED PORT LOUIS	PORT LOUIS,IBL BUILDING .000000	MAURITIUS	MACSS	AFBLMUMJXXX Select
BANK OF BARODA PORT LOUIS	PORT LOUIS,SIR WILLIAM NEWTON STREET .000000	MAURITIUS	MACSS	BARBMUMJXXX Select
BANK OF MAURITIUS PORT LOUIS	PORT LOUIS,SIR WILLIAM NEWTON STREET .000000	MAURITIUS	MACSS	BOMMMUPLXXX Select
BANK ONE LTD PORT LOUIS	PORT LOUIS,16 SIR WILLIAM NEWTON STREET .000000	MAURITIUS	MACSS	BKONMUMJXXX Select

Page Number GO Rows per page: 5 1 - 5 of 17 < >

Security Information | Terms and Conditions | FAQs

SBM Bank (Mauritius) Ltd - All Rights Reserved

4. Click on Continue button to proceed.

Note: No special character is to be used when initiating a transfer

5. Input your Transaction Password and click on 'Submit'.

Other Local Bank MUR Transfer - Preview

✓ 2 3
Payment Details Preview and Confirm Summary

Confirm the details before submission

General Transaction Details

Transaction Type: Other Local/FCY Payment	Pay From Account: 01235678911345
Beneficiary Type: New Beneficiary	Pay to Account: 12345678910126
Beneficiary Name: Test Co Ltd	Beneficiary Bank Name: AFRASIA BANK LIMITED
Beneficiary Bank Branch: PORT LOUIS	Bank Identifier: AFBLMUMUXXX
Amount: MUR 10,000.00	Frequency Type: One Time
Payment Date (dd-MM-yyyy): 19-01-2018	Network: MACSS
Remarks: imports	

[Charges](#)

Amount & Frequency Details

Total Amount: MUR 10,000.00
Transaction Currency: MUR

[BACK TO EDIT](#)

Additional Details

Remarks _____

Enter your credentials to confirm the transaction

Confirmation Details

Transaction Password* _____


[SUBMIT](#)


6. The below confirmation note will be displayed in case of successful transfer


› [Own Account Transfer](#) › [Other SBM Transfer](#) › [Foreign Currency Transfer](#)
› [Other Local Bank MUR Transfer](#)


-- Transfer Menu

Other Local Bank MUR Transfer - Confirmation

 Transaction with reference 568410 submitted successfully to Bank for processing.


Payment Details


Preview and Confirm


Summary

Payment Details




General Transaction Details

Reference ID: 568410	Transaction Type: Other Local/FCY Payment
Pay From Account: 01235678911345	Beneficiary Type: New Beneficiary
Pay to Account: 12345678910126	Beneficiary Bank Name: AFRASIA BANK LIMITED
Beneficiary Name: Test Co Ltd	Bank Identifier: AFBLMUMUXXX
Beneficiary Bank Branch: PORT LOUIS	Frequency Type: One Time
Amount: MUR 10,000.00	Network: MACSS
Payment Date (dd-MM-yyyy): 19-01-2018	
Remarks: imports	
Transaction Status: Success	

[Charges](#)

Amount & Frequency Details

Total Amount: MUR 10,000.00
Transaction Currency: MUR

Download:   

5.5 Initiate Standing Instruction

1. Go to Main Menu>Transactions>Initiate Funds Transfer> Standing Instructions.

The screenshot shows the SBM web interface for initiating a standing instruction. The breadcrumb trail is Transactions > Initiate Funds Transfer > Standing Instructions. There are three menu options: Own Account Transfer, Other SBM Transfer, and Foreign Currency Transfer. Below these is a sub-menu with Other Local Bank MUR Transfer selected. A 'Transfer Menu' button is visible. The main heading is 'Other Local Bank MUR Transfer' with an 'INITIATE FROM TEMPLATE' button. The process is divided into three steps: 1. Payment Details (highlighted), 2. Preview and Confirm, and 3. Summary. The form fields are as follows:

Date		* Indicates Mandatory Fields	
Frequency*	Monthly		
Recurring Date (dd-MM-yyyy)*	31-01-2018	<input type="text"/>	<input type="text"/>
Number of Installments	12		
End Date (dd-MM-yyyy)		<input type="text"/>	<input type="text"/>

Make a Payment From	
Network*	MACSS
Pay From Account*	0011010000000070
Available Balance : USD	1,192,389.87

Make a Payment To	
Beneficiary Type*	New Beneficiary
Beneficiary Name*	Paul Smith
Account Number/ IBAN Number*	1452789633

2. Select your required type of transfer - Own Account Transfer, Other SBM Transfer, Foreign Currency Transfer or Other Local Bank MUR Transfer.

This screenshot is identical to the one above, showing the 'Other Local Bank MUR Transfer' form. In this view, the 'Preview and Confirm' step (2) is highlighted, indicating that the user is reviewing the details before finalizing the standing instruction.

Note: No special character is to be used.

Make a Payment To

Beneficiary Type* **New Beneficiary** ▼

Beneficiary Name* **Paul Smith**

Account Number/ IBAN Number* **1452789633**

International Bank Account Number
(Please select if IBAN is entered in the Account Number field)

Bank Identifier* **SBICMUMUXXX** **LOOKUP**

Add to Beneficiary List

Amount* **MUR** ▼ **10,000.00**

Other Details

Remarks* **Consultancy Fees**

Fill in Additional [Negotiated Rate Details](#) or skip this section and continue

RESET **SAVE** **CONTINUE**

3. Input all details and click on 'Continue'.

Transactions Initiate Funds Transfer Standing Instructions

Own Account Transfer Other SBM Transfer Foreign Currency Transfer
Other Local Bank MUR Transfer

Transfer Menu

Other Local Bank MUR Transfer - Preview

1 Payment Details 2 Preview and Confirm 3 Summary

Confirm the details before submission

General Transaction Details

Transaction Type: Other Local/FCY Payment	Pay From Account: 0011010000000070
Beneficiary Type: New Beneficiary	Pay to Account: 1452789633
Beneficiary Name: Paul Smith	Beneficiary Bank Name: STANDARD BANK (MAURITIUS) LTD
Beneficiary Bank Branch: PORT LOUIS	Bank Identifier: SBICMUMUXXX
Amount: MUR 10,000.00	Frequency Type: Recurring
Remarks: Consultancy Fees	Network: MACSS

[Charges](#)

Amount & Frequency Details

Frequency: Monthly	Recurring Date (dd-MM-yyyy): 31-01-2018
Number of Installments: 12	Total Amount: MUR 10,000.00
End Date (dd-MM-yyyy):	
Transaction Currency: MUR	

[BACK TO EDIT](#)

Additional Details

Enter your credentials

Confirmation Details: .7123

Transaction Password*

4. The below confirmation note will be displayed in case of successful transfer

The screenshot displays the SBM web interface. At the top, there is a blue header with the SBM logo and a hamburger menu icon. Below the header, a navigation bar contains three tabs: 'Transactions', 'Initiate Funds Transfer', and 'Standing Instructions'. Underneath, there are four links: 'Own Account Transfer', 'Other SBM Transfer', 'Foreign Currency Transfer', and 'Other Local Bank MUR Transfer'. A 'Transfer Menu' button is located on the right side.

Other Local Bank MUR Transfer - Confirmation

Transaction with reference id 568690 submitted successfully for processing.

The confirmation page features a progress indicator with three steps: 'Payment Details' (marked with a checkmark), 'Preview and Confirm' (marked with a checkmark), and 'Summary' (marked with the number 3).

Payment Details

General Transaction Details

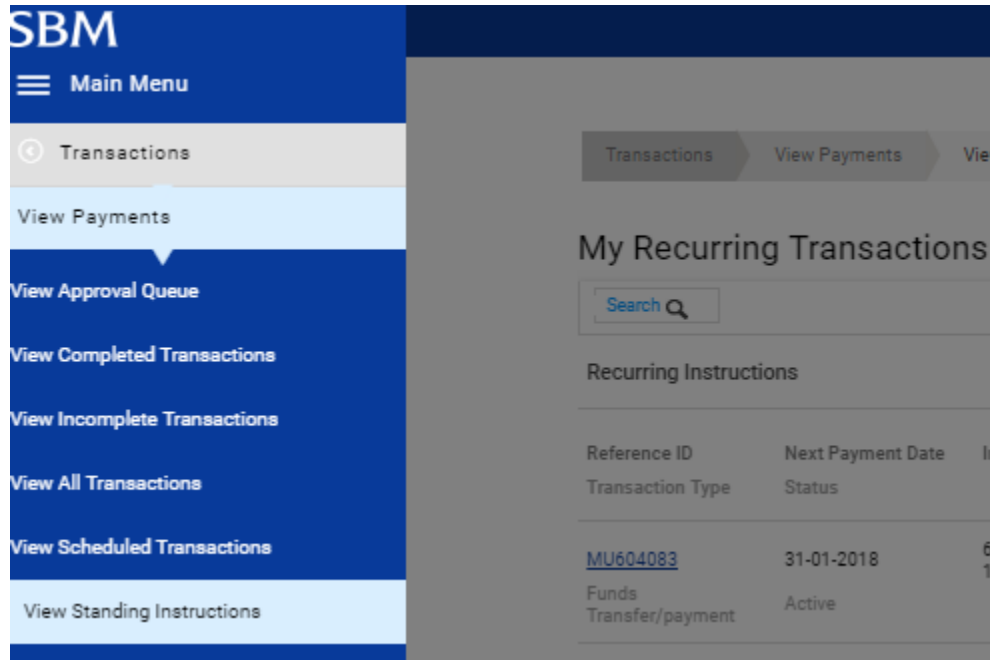
Reference ID: 568690	Transaction Type: Other Local/FCY Payment
Pay From Account: 0011010000000070	Beneficiary Type: New Beneficiary
Pay to Account: 1452789633	Beneficiary Bank Name: STANDARD BANK (MAURITIUS) LTD
Beneficiary Name: Paul Smith	Bank Identifier: SBICMUMUXXX
Beneficiary Bank Branch: PORT LOUIS	Frequency Type: Recurring
Amount: MUR 10,000.00	Network: MACSS
Remarks: Consultancy Fees	
Transaction Status: Sent For Processing	
Charges	

Amount & Frequency Details

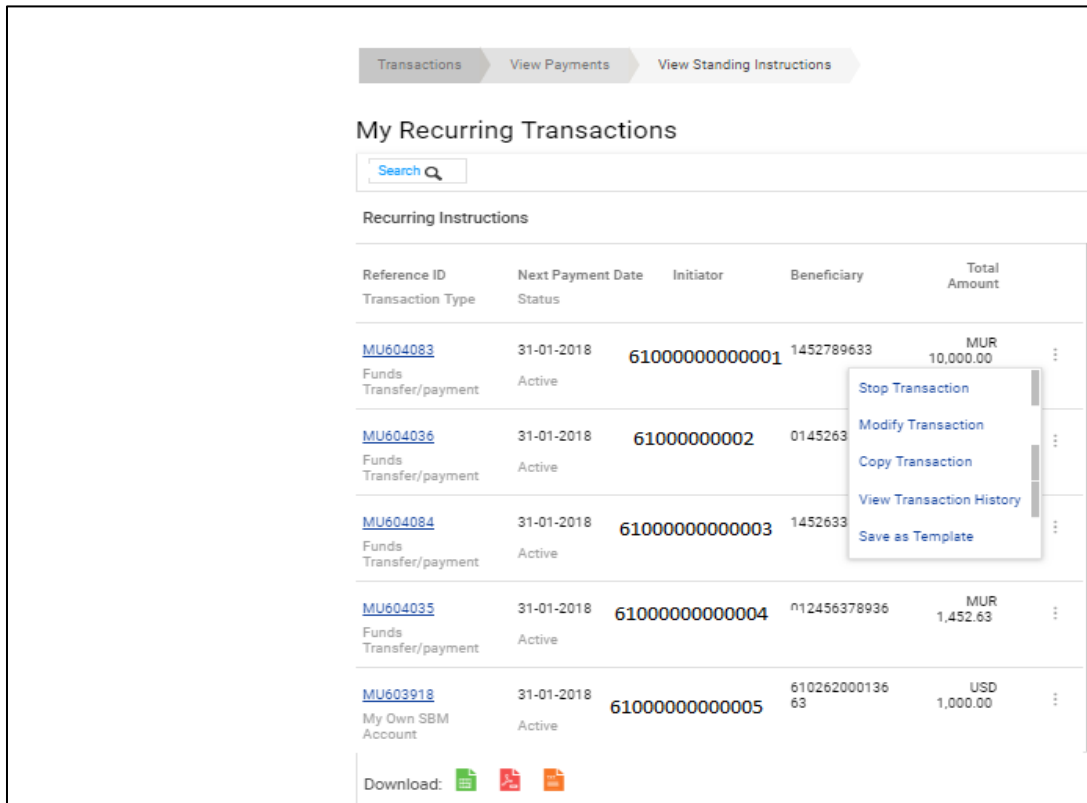
Frequency: Monthly	Recurring Date (dd-MM-yyyy): 31-01-2018
Number of Installments: 12	Total Amount: MUR 10,000.00
End Date (dd-MM-yyyy):	
Transaction Currency: MUR	

5.6 Standing Instructions (MUR/FCY) – View/Stop/Modify

1. Go to Main Menu > Transactions > View Payments > View Standing Instructions



2. Click on 'More Action' button (on the right) and select the required option



For Stop Standing Instructions:

- (i) Click on Stop transaction
- (ii) Insert Password
- (iii) Click on 'Stop' button

Transactions View Payments View Standing Instructions

Preview Confirmation Details

Confirm the following details

General transaction details

Transaction Type: Other Local/FCY Payment	Beneficiary Type: New Beneficiary
Initiator Account: 610000000000001	Beneficiary Bank Name: STANDARD BANK (MAURITIUS) LTD
Pay to Account: 1452789633	Bank Identifier: SBICMUMUXXX
Beneficiary Name: Paul Smith	Frequency Type: Recurring
Beneficiary Bank Branch: PORT LOUIS	
Amount: MUR 10,000.00	
Recurring Date (dd-MM-yyyy): 31-01-2018	
Remarks: Consultancy Fees	
Reference ID:	
Marked For Stop: No	Network: MACSS
Charges	

Amount & Frequency Details

Frequency: Monthly	End Date (dd-MM-yyyy):
Number of Installments: 12	
Total Amount: MUR 10,000.00	
Transaction Currency: MUR	

Additional Details

Remarks _____

Enter your credentials to confirm the transaction

Confirmation Details

Transaction Password*|

i	m	e	q	a	o	@	u	s	r	←
x	c	l	f	g	.	-	y	w	j	t
Shift	b	v	z	n	-	p	k	d	h	
.123									Accept	

BACK STOP

(iv) The below confirmation note will be displayed in case of successful transfer

TransactionsView PaymentsView Standing Instructions

Stop Transaction

✔ Transaction request submitted for stop.

General transaction details

Transaction Type: Other Local/FCY Payment	Initiator Account: 610000000000001
Beneficiary Type: New Beneficiary	Pay to Account: 1452789633
Beneficiary Name: Paul Smith	Beneficiary Bank Name: STANDARD BANK (MAURITIUS) LTD
Beneficiary Bank Branch: PORT LOUIS	Bank Identifier: SBICMUMUXXX
Amount: MUR 10,000.00	Frequency Type: Recurring
Recurring Date (dd-MM-yyyy): 31-01-2018	
Remarks: Consultancy Fees	
Reference ID: 568695	
Bulk Payment Reference ID:	
Marked For Stop: Yes	
Transaction Status: Pending For Processing	Network: MACSS
Charges	

Amount & Frequency Details

Frequency: Monthly	End Date (dd-MM-yyyy):
Number of Installments: 12	
Total Amount: MUR 10,000.00	
Transaction Currency: MUR	

[BACK TO LIST SCREEN](#)

5.7 Own Credit Card Payment

1. Go to Main Menu > Transactions > initiate Funds Transfer>Credit Card Payment

The screenshot displays the SBM web application interface. On the left is a blue sidebar menu with the SBM logo and a 'Main Menu' icon. The menu items are: Transactions, Initiate Funds Transfer, One Time Transfers, Standing Instructions, Credit Card Payment (highlighted), and Other SBM Card Payment. The main content area shows a breadcrumb trail: Transactions > Initiate Funds Transfer > Credit Card Payment. Below this is the 'Create New Transaction' form, which includes a progress indicator with three steps: 1. Payment Details, 2. Preview and Confirm, and 3. Summary. The form fields are as follows:

- Date:** Transaction Date (dd-MM-yyyy)* 23-01-2018. A calendar icon is present. A note indicates '* Indicates Mandatory Fields'.
- Make a Payment From:** Pay From Account* Select (dropdown menu).
- Make a Payment To:** Pay To* Select (dropdown menu).
- Bill Date:** (text input field).
- Amount Due:** (text input field).
- Minimum Amount Due:** (text input field).
- Amount*:** MUR (dropdown menu).
- Buttons:** A 'CHECK COUNTER RATE' button is located below the currency dropdown.
- Other Details:** Remarks (text input field).
- Footer Buttons:** RESET, ACTIONS (dropdown menu), and CONTINUE.

2. Select debit account and card number

Transactions | Initiate Funds Transfer | Credit Card Payment

Create New Transaction

INITIATE FROM TEMPLATE

1 Payment Details | 2 Preview and Confirm | 3 Summary

Date * Indicates Mandatory Fields

Transaction Date (dd-MM-yyyy)* 23-01-2018

Make a Payment From

Pay From Account* 6100000000000001

Make a Payment To

Pay To* 4540000000000002

Bill Date 14-06-2017

Amount Due 6,217.93

Minimum Amount Due 6,592.07

Amount* MUR 5000

CHECK COUNTER RATE

Other Details

Remarks

RESET | ACTIONS | CONTINUE

3. Insert payment amount and click on 'Continue'

4. Insert your Transaction password and click on 'Submit' button.

Transactions > Initiate Funds Transfer > Credit Card Payment

Payment Confirmation

1 Payment Details 2 Preview and Confirm 3 Summary

Confirm the details before submission

General Transaction Details

Transaction Type: Transfer to credit card	Pay From Account: 61000000000001
Beneficiary Type: To Account	Pay to Account: 45400000000002
Amount: MUR 5,000.00	
Payment Date (dd-MM-yyyy): 23-01-2018	
Remarks:	

Amount & Frequency Details

Total Amount: MUR 5,000.00	
Transaction Currency: MUR	

[BACK TO EDIT](#)

Additional Details

Remarks _____

Enter your credentials to confirm the transaction

Confirmation Details

Transaction Password*

Virtual Keyboard: i r h a e c _ u n . ←
l s p y q z g d t m v

[SUBMIT](#)

5. The below confirmation note will be displayed in case of successful transfer

Transactions > Initiate Funds Transfer > Credit Card Payment

Payment Summary

Payment Details Preview and Confirm 3 Summary

Transaction with reference id 568699 processed successfully.

Payment Details

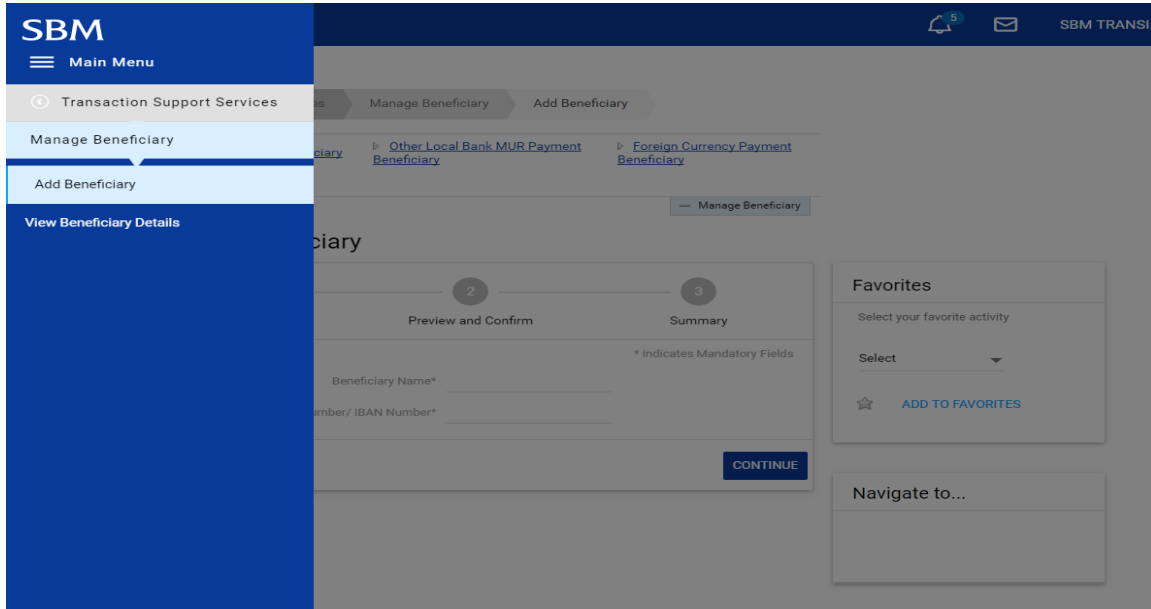
General Transaction Details

Reference ID: 568699	Transaction Type: Transfer to credit card
----------------------	---

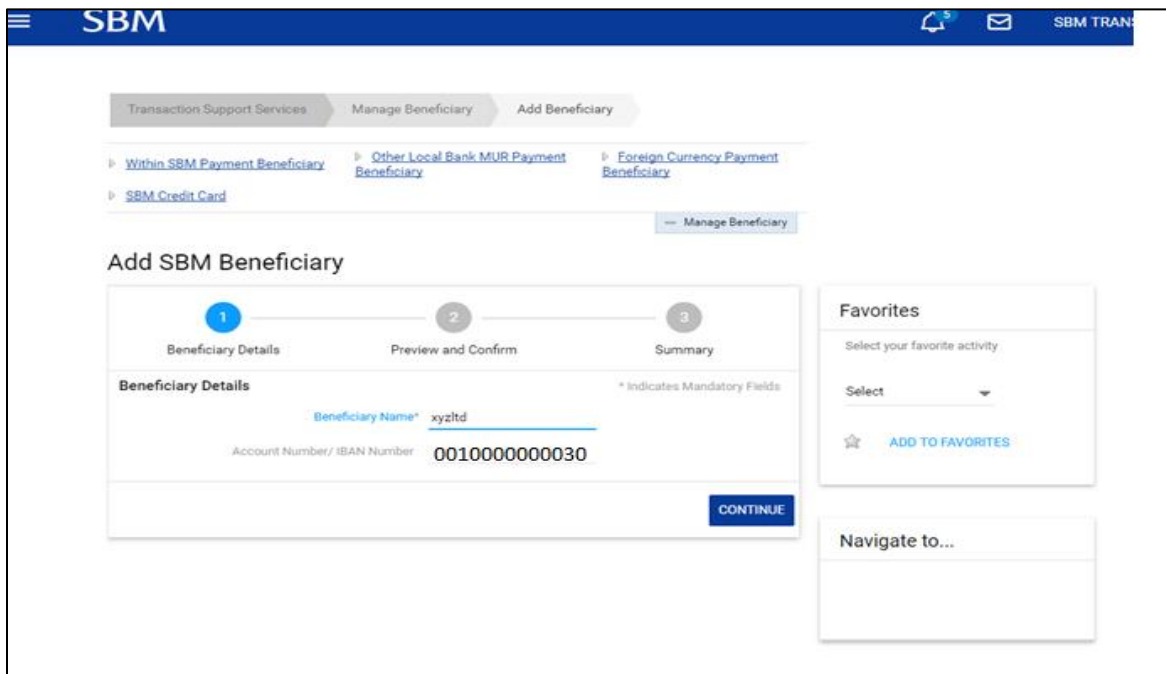
6. Transaction Support Services

6.1 Add Beneficiary

1. Go to Main Menu > More > Transaction Support Services > Manage Beneficiary > Add Beneficiary



2. Select your required beneficiary type: Within SBM Payment Beneficiary, Other local Bank MUR Payment or Foreign Currency Payment Beneficiary
3. Type Beneficiary name and Account Number and click 'Continue'



4. Insert transaction password and 'Confirm Details'

▷ [Within SBM Payment Beneficiary](#) ▷ [Other Local Bank MUR Payment Beneficiary](#) ▷ [Foreign Currency Payment Beneficiary](#)
▷ [SBM Credit Card](#)

Manage Beneficiary

Preview Confirmation Details

1 Beneficiary Details 2 Preview and Confirm 3 Summary

Beneficiary Details

Beneficiary Name: xyzltd Account Number/IBAN Number: 00100000000030

Additional Details

Remarks

Enter your credentials to confirm the transaction

Confirmation Details

Transaction Password*

BACK CONFIRM DETAILS

Favorites

Select your favorite activity

Select

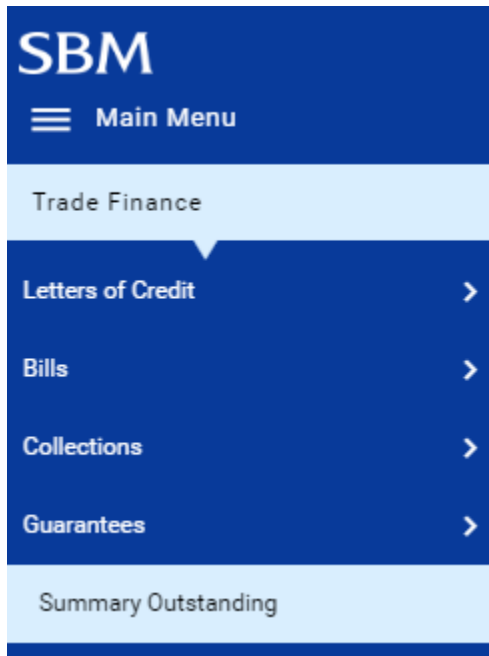
★ ADD TO FAVORITES

Navigate to...

5. A confirmation note will be displayed in case beneficiary has been successfully registered

7. Trade Finance

1. Go to Main Menu > More> Trade Finance > Summary Outstanding



The screenshot shows the SBM Summary Outstanding - TRADE FINANCE LIABILITIES page. The page displays the following information:

Customer ID: 1234567
Customer Name: Test Company Ltd

FOREIGN BILLS UNDER LC - USANCE

REFERENCES	CCY	OUTSTANDING BALANCE	MATURITY_DATE	RATE	MUR Equivalent
61BAC	EUR	33,440.00Cr.	28-12-2015	39.598	1,324,157.12Cr.
61BACA	EUR	14,256.00Cr.	07-01-2016	39.598	564,509.09Cr.
					Total : 1888666.208Cr.

FOREIGN IMPORT BILLS UNDER LC - SIGHT

REFERENCES	CCY	OUTSTANDING BALANCE	MATURITY_DATE	RATE	MUR Equivalent
61BASZ	USD	18,790.84Cr.	10-12-2015	36.08	677,973.51Cr.
61BASZ	USD	29,734.00Cr.	11-12-2015	36.08	1,072,802.72Cr.
					Total : 1750776.2272Cr.

8. General Services

1. Go to Main Menu > More > General Services > Service Requests > New Requests

SBM

General Services > Service Requests > New Requests

New Requests *Note:-Please enter at least three characters for search*

Request Categories

Request [SEARCH](#)

Request Type

Cards [Request for Credit Card Statement](#)

Current/Savings Accounts [Stop Cheque](#)
[CASA Account Statements](#)
[Request a Demand Draft](#)
[Request New Cheque Book](#)
[Order coins and notes](#)

Deposit Accounts [Term Deposit Account Opening](#)

Loan Accounts [Loan Repayment](#)

Favorites

Select your favorite activity

Select

[★ ADD TO FAVORITES](#)

Navigate to...

[All Accounts](#)

2. Select the service as required
3. Fill in the details and click on 'Continue'
4. Input your transaction password and click on the 'Submit' button